

## Part#PG-19: Ideal Steel 210 Sled Replacement

Rev. Date 7/27/2021

Parts Needed:  
(1) PG-19

Tools Needed:  
Helping Hand: for stoves with center burner



1. Make sure the stove is cool.
2. If the stove has a center burner, use the helping hand (shipped with stove) to remove the center burner and set it aside.



3. Lift the top lid and remove the radiator. The radiator shrouds the catalytic combustor.



Woodstock  
Soapstone  
Company, Inc.

66 Airpark Rd., West Lebanon, NH 03784  
Phone: 1-800-866-4344  
Email: [info@woodstove.com](mailto:info@woodstove.com)  
Web: [www.woodstove.com](http://www.woodstove.com)



4. Lift the catalytic combustor up and out of the stove.



5. Position the bypass handle so that it is parallel to the floor.


*Bypass handle  
parallel to the floor*



6. Grab the sled hooks that connect to the bypass rod and lift the sled up and out of the stove.




7. Place the new sled into the stove making sure the sled hooks attach to the bypass rod. The hooks will be on the outside of the two round washers welded onto the bypass rod.




*Sled hook*

*Welded bypass  
rod washer*



8. Install the combustor. Make sure the weld around the perimeter of the stainless steel flange is facing UP. The flange is welded around the combustor at an angle. The combustor should be installed so the face is directed forward with the short edge at the front, and the tall edge at the back. This position directs the heat produced by the catalyst forward.



9. Replace the radiator. The standoffs will go towards the back of the stove, and the radiator shield attachment will be at the front of the stove.



10. Close the top lid and replace the center burner.

11. Your stove is ready for immediate use.

**We need your help!** Woodstock Soapstone Co. takes great pride in providing the highest quality products as well as the best customer service in our industry. We welcome your suggestions and input to help us achieve these goals. If you have any comments to improve our products, service, and information provided in these instructions please contact us at (800) 866-4344 or [info@woodstove.com](mailto:info@woodstove.com). Thank you