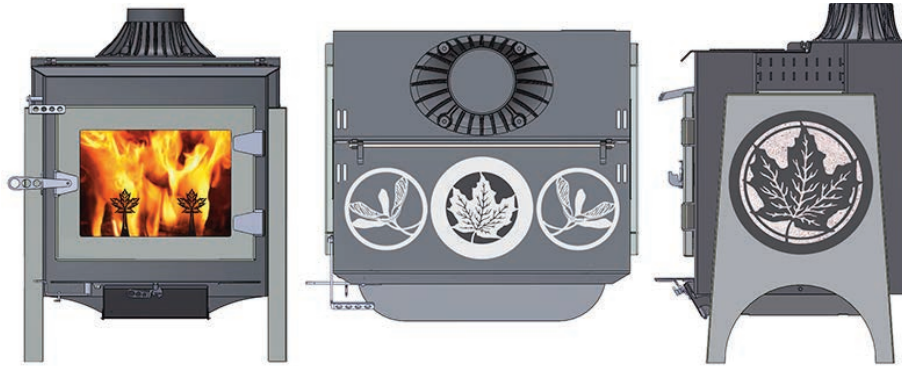


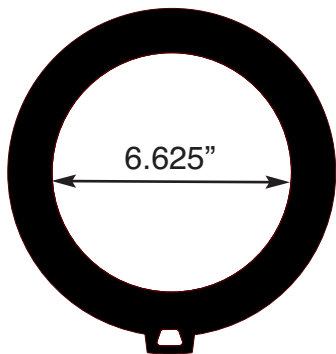
# GEARED 2U CUSTOM DESIGN GUIDE

QUICK & EASY GUIDELINES TO ASSURE A  
SUCCESSFUL DESIGN FOR YOUR IDEAL STEEL HYBRID

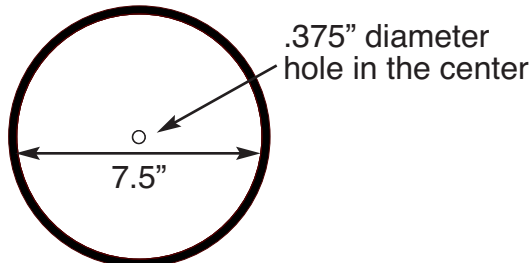


*Time to get out your pencils! Here's what you need to know:*

## Parts & Dimensions



Center Burner



Side Burner



Side Medallion Options



Andirons

Uni-Irons

## Submitting Your Design Request

- Make sure the design is not copyrighted or trademarked.
- Review the Parts & Dimensions to the left to make sure your design request will work within our parameters.
- Think through the design you want prior to submitting. Presenting a clear idea will help the process move along smoothly.
- Submit a clean file. The higher the resolution the file, the easier it will be to complete your unique stove!



## Material & Cutting Limitations

*Details to keep in mind!*

- Good connections are important to the integrity of the part and for successful cutting.
- Andirons are in a very hot area, making sure there is enough steel stock to combat warping is crucial.
- The waterjet cannot make a sharp inside cut, and requires a minimum 0.04" radius.
- Certain letters & numbers need connections. Example: O, P, D, B, R, 6, 9.



.04" Radius Needed

**300 YRD.**  
No Connections

**300 YRD.**  
Connections Made